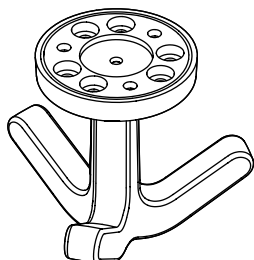
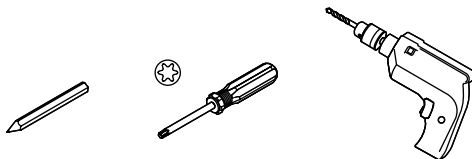


- Ⓓ Montageanleitung
- ⒼⒷ Mounting instructions
- Ⓕ Notice de montage
- ⒼⓁ Montage-instructie
- Ⓘ Istruzioni di montaggio
- Ⓔ Instrucciones de montaje
- ⒼⓁ Instrukcja montażu
- ⒹⓀ Monteringsanvisning
- ⒼⓃ Monteringsanvisning
- ⒺⒺ Monteringsanvisning

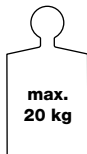


477.93.030
 477.94B030

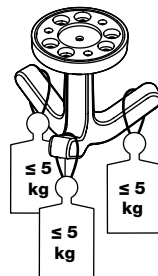
Benötigte Werkzeuge
 Tools required
 Outillage requis
 Benodigd gereedschap
 Attrezzi richiesti
 Herramientas requeridas
 Narzędzi koniecznych
 Nødvendigt værktøj
 Nødvendig verktøy
 Erforderliga verktyg

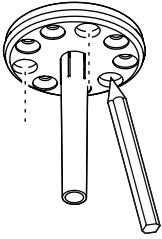


Maximalbelastung
 Maximum load
 Charge maximale
 Maximale belasting
 Carico massimo
 Carga máxima
 Maks. obciążenie
 Maksimale belastning
 Maksimale belastning
 Max. belastning

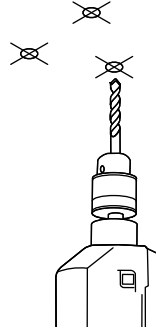


Empfehlung
 Recommendation
 Recommendation
 Gerecommandeerd
 Raccomandato
 Recomendación
 Recomendacja
 Anbefaling
 Anbefaling
 Rekommenderad

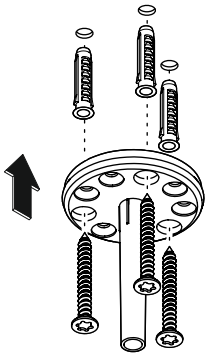




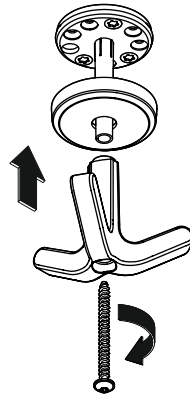
1



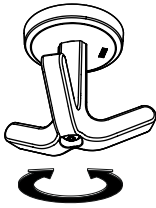
2



3



4



Leichtgängig
Easy



Schwergängig
Tight

Test

HEWI

www.hewi.com

Deutschland

HEWI Heinrich Wilke GmbH

Postfach 1260

D-34442 Bad Arolsen

Telefon: +49 5691 82-0

Telefax: +49 5691 82-319

info@hewi.de