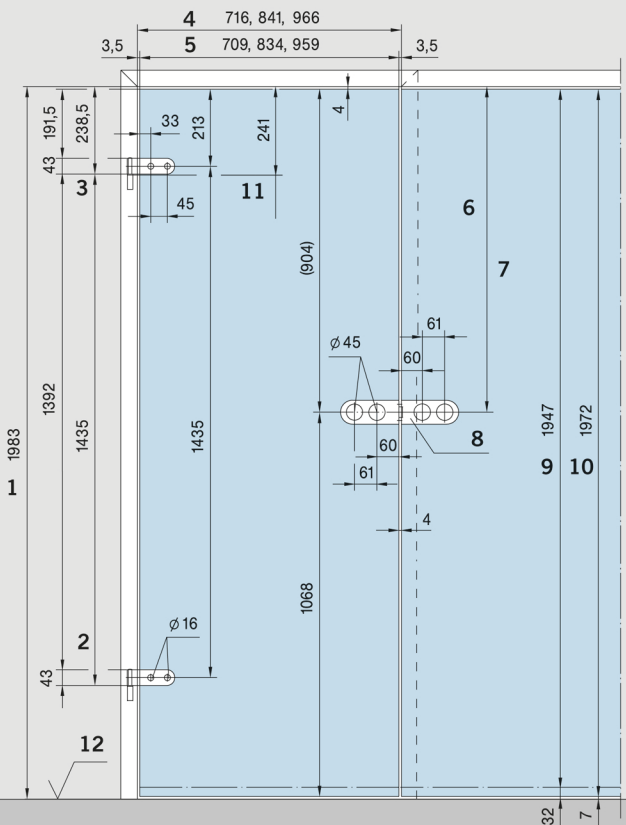
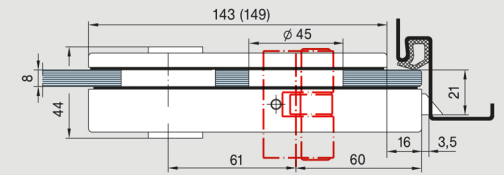
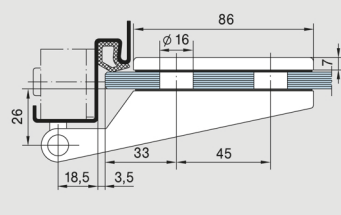


# EINBAUMASSE FÜR RAHMENTEILE



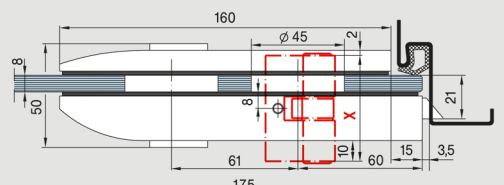
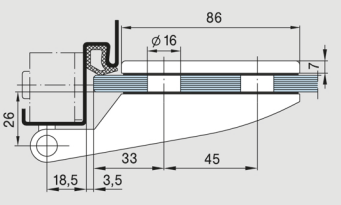
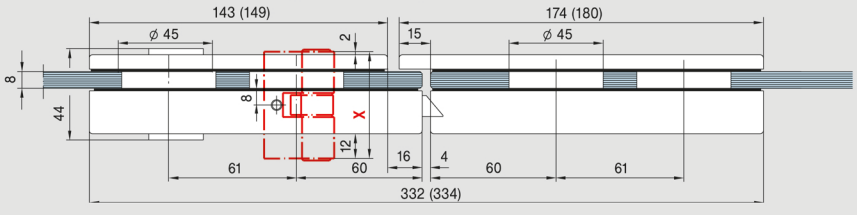
- 1 Zargenfalzmaß
- 2 Auflage Band nach DIN 18 111
- 3 Auflage Band
- 4 Zargenfalzmaß
- 5 Glasmaß
- 6 Mitte Falleneinlass
- 7 Norm 908 mm bei Türhöhe 1972 mm
- 8 Gegenkasten
- 9 Glasmaß Typ S
- 10 Glasmaß Typ N
- 11 Bandbezugslinie nach DIN 18 268
- 12 Oberkante Fertigfußboden (OKFF)

# SCHNITT STUDIO RONDO / CLASSIC, STUDIO GALA



**Studio Rondo (Studio Classic)**

X = 51er PZ



**Studio Gala**

X = 51er PZ

